


••• Cambridge Young Learners English Tests
Second edition



CAMBRIDGE

Movers

4



Answer Booklet

Examination Papers from
University of Cambridge
ESOL Examinations

Cambridge Books for Cambridge Exams •••

Introduction

The *Cambridge Young Learners English Tests* offer an elementary-level testing system for learners of English between the ages of 7 and 12. The tests include 3 key levels of assessment: *Starters*, *Movers* and *Flyers*.

Movers is the second level in the system. Test instructions are very simple and consist only of words and structures specified in the syllabus.

The complete test lasts about an hour and has the following components: Listening, Reading and Writing, and Speaking.

	length	number of parts	number of items
Listening	approx. 25 minutes	5	25
Reading and Writing	30 minutes	6	40
Speaking	approx. 5–7 minutes	4	–

Candidates need a pen or pencil for the Reading and Writing paper, and coloured pens or pencils for the Listening paper. All answers are written on the question papers.

Listening

In general, the aim is to focus on the 'here and now' and to use language in meaningful contexts. In addition to multiple choice and short answer questions, candidates are asked to use coloured pencils to mark their responses to one task. There are 5 parts. Each part begins with a clear example.

part	main skill focus	input	expected response	number of items
1	the main skill focus in all five parts of the Listening test is listening for specific information of various kinds, e.g. numbers, describing people, etc	picture, names and dialogue	draw lines to match names to people in a picture	5
2		form or page of notepad with missing words and dialogue	write words or numbers in gaps	5
3		pictures, days of the week and dialogue	draw lines from days of week to correct pictures	5
4		3-option multiple-choice pictures and dialogues	tick boxes next to correct picture	5
5		picture and dialogue	carry out instructions to colour and draw or write (range of colours is: black, blue, brown, green, grey, orange, pink, purple, red, yellow)	5

Reading and Writing

Again, the focus is on the 'here and now' and the use of language in meaningful contexts where possible. To complete the test, candidates need a single pen or pencil of any colour. There are 6 parts, each starting with a clear example.

part	main skill focus	input	expected response/item type	number of items
1	reading short definitions and matching to words writing words	labelled pictures and definitions	copying the correct words next to the definitions	6
2	reading sentences and writing 'yes' or 'no' as appropriate	picture and sentences	write 'yes'/'no'	6
3	reading a dialogue and choosing the correct responses	short dialogue with multiple-choice responses	choose correct response by circling a letter	6
4	reading for specific information and gist copying words	cloze text, words and pictures	choose and copy missing words correctly; tick a box to choose the best title for the story	7
5	reading a story and completing sentences about the story	story, pictures and gapped sentences	complete sentences about the story by writing 1, 2 or 3 words	10
6	reading and understanding a text copying words	gapped text and 3-option multiple choice (grammatical words)	complete text by selecting the correct words and copying them in corresponding gaps	5

Speaking

In the Speaking test, the candidate speaks with 1 examiner for about 6 minutes. The format of the test is explained in advance to the child in their native language, by a teacher or person familiar to them. This person then takes the child into the exam room and introduces them to the examiner.

Speaking ability is assessed according to various criteria, including comprehension, the ability to produce an appropriate response and pronunciation.

part	main skill focus	input	expected response
1	describing two pictures by using short responses	two similar pictures	identify four differences between pictures
2	understanding the beginning of a story and then continuing it based on a series of pictures	picture sequence	describe each picture in turn
3	suggesting a picture which is different and explaining why	picture sets	identify the odd one out and give reason
4	understanding and responding to personal questions	open-ended questions	answer personal questions

Further information

The topics, structures, words and tasks upon which the *Cambridge Young Learners English Tests* are based are comprehensively described in the Handbook, so teachers or parents can know exactly what to expect.

Further information about the *Cambridge Young Learners English Tests* can be obtained from the Local Secretary for Cambridge ESOL examinations in your area, or from:

Cambridge ESOL (YLE Subject Officer)
Cambridge Assessment
1 Hills Road
Cambridge
CB1 2EU
United Kingdom

Telephone: +44 1223 553997
Fax: +44 1223 460278

e-mail: ESOLHelpdesk@CambridgeESOL.org
www.CambridgeESOL.org

Test 1 Answers

Listening

Part 1 (5 marks)

Lines should be drawn between:

- 1 Daisy and the blonde girl eating sandwiches
- 2 Jim and the boy putting the chairs out
- 3 Jill and the girl in the red skirt queuing for lunch
- 4 Fred and the boy with the glasses in the blue sweater
- 5 Sally and the girl in green trousers reading at the table



Part 2 (5 marks)

- 1 Friday
- 2 (a) story
- 3 (about) 2/two
- 4 (the) jungles/jungles
- 5 Lost (correct spelling)

Part 3 (5 marks)

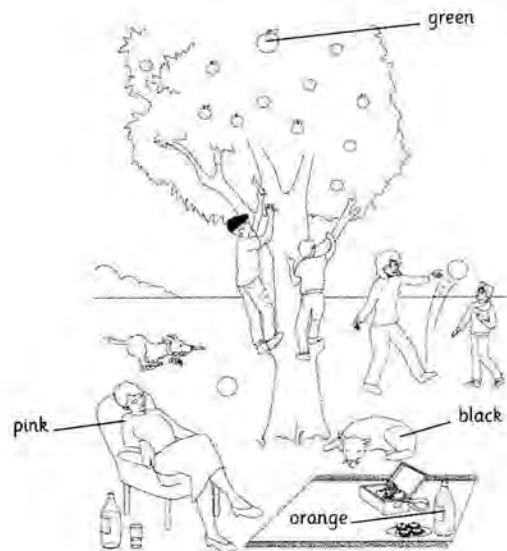
- | | |
|---------|-----------|
| Tuesday | Wednesday |
| Monday | Saturday |
| Sunday | Thursday |

Part 4 (5 marks)

- 1 B 2 C 3 A 4 A 5 C

Part 5 (5 marks)

- 1 Colour the bottle next to the cakes – orange
- 2 Draw a ball next to the tree
- 3 Colour the dog asleep under the tree – black
- 4 Colour the big apple at the top of the tree – green
- 5 Colour the sweater of the woman in the chair – pink



TRANSCRIPT *Hello. This is the Cambridge Movers Practice Listening Test, Test 1.*

Part 1 *Look at Part 1. Look at the picture. Listen and look. There is one example.*

[pause]

WOMAN: Hello, Sam. Are you hungry?

BOY: Oh, hello, Miss Green ... yes I am.

WOMAN: Are these children in your class?

BOY: Yes, there's my friend Paul.

WOMAN: Is he the boy who's carrying his lunch to the table?

BOY: Yes, he's got French fries and an apple.

[pause]

Can you see the line? This is an example. Now you listen and draw lines.

[pause]

1

WOMAN: Who's the girl with the long, blonde hair?

BOY: Do you mean the girl who's eating sandwiches?

WOMAN: Yes.

BOY: That's Daisy. I like her.

[pause]

2

BOY: Look at Jim!

WOMAN: I can't see him. Where is he?

BOY: He's helping Mrs Cross.

WOMAN: Oh, yes. He's carrying a chair for her.

[pause]

3

BOY: There's Jill! She's choosing something to eat.

WOMAN: Oh ... there are two girls there.

BOY: Yes, but Jill's the one with the red skirt.

WOMAN: Oh, yes, I can see now.

[pause]

4

- WOMAN: I like Fred's new glasses.
 BOY: Where is he?
 WOMAN: There! Look, he's wearing a blue sweater.
 BOY: Oh, sorry. I didn't see him there.

[pause]

5

- BOY: Who's the new girl? Do you know?
 WOMAN: Which one do you mean?
 BOY: She's sitting there, reading a book. She's wearing green trousers.
 WOMAN: Oh, that's Sally. It's her first day at this school. Would you like to sit with her?
 BOY: OK. I can help her.

[pause]

Now listen to Part 1 again.

[The recording is repeated.]

[pause]

That is the end of Part 1.

[pause]

Part 2 Listen and look. There is one example.

[pause]

- MAN: Good morning, children.
 BOY + GIRL: Good morning, Mr Brown.
 MAN: I have some homework to give you. I want you all to write this in your books.
 GIRL: OK. Is it our English homework?
 MAN: Yes, so write 'English' at the top of your books.
 GIRL: OK.

[pause]

Can you see the answer? Now you listen and write.

[pause]

1

- MAN: Now. You must do the homework this week.
 GIRL: Which day shall we give it to you, Mr Brown?
 MAN: On Friday, please.
 GIRL: OK then. Friday.

[pause]

2

- BOY: So, what do we have to do?
 MAN: Well, I want you all to do some writing.
 BOY: What kind of writing?
 MAN: A story, please.
 BOY: Oh good. I like writing stories.

[pause]

3

- GIRL: How long does it have to be?
 MAN: Ah, that's a good question. Um, about two pages, please.
 GIRL: But I can only write slowly! Can I do one page, please?
 MAN: No! I want you all to write two pages.

[pause]

4

- BOY: What have we got to write about? Can we choose?
 MAN: No. I want you to write about the jungle.
 BOY: That's difficult. I can't do that.
 MAN: You must try, Nick. We saw a film about jungles yesterday.
 BOY: Well ... I can try.

[pause]

5

- MAN: Now, here's the name of a book. Write it in your books, please.
 GIRL: Is this for homework?
 MAN: Yes. I want you all to try and read it.
 GIRL: What's the name of the book?
 MAN: 'The Lost World'.
 GIRL: 'The Last World'?
 MAN: No. L-O-S-T.
 GIRL: OK, Mr Brown.

[pause]

Now listen to Part 2 again.

[The recording is repeated.]

[pause]

That is the end of Part 2.

[pause]

Part 3 Look at the pictures. What did Jane do last week? Listen and look. There is one example.

[pause]

- MAN: Hello, Jane. It's good to see you in school again.
 GIRL: Thanks, Mr Park.
 MAN: Would you like to tell the class about your holiday?
 GIRL: OK. The best day was Monday. I climbed a mountain!
 MAN: Wow! Did you?
 GIRL: Yes.

[pause]

Can you see the line from the word Monday? On Monday, Jane climbed a mountain. Now you listen and draw lines.

[pause]

1

MAN: What about Thursday?
 GIRL: Thursday? Oh! Dad and I went fishing.
 MAN: Did you catch any fish?
 GIRL: No! We wanted some for dinner but we didn't catch any.

[pause]

2

GIRL: One day, we went on a river boat.
 MAN: Oh, tell us! Which day was that?
 GIRL: Friday, I think. Oh, no ... it was Wednesday. We took a picnic with us.
 MAN: So you enjoyed that day?
 GIRL: Yes! My sister threw her sandwich in the water for the fish. It was funny.

[pause]

3

MAN: And did you go swimming?
 GIRL: Yes, on Tuesday. We swam in the sea on Tuesday. I love doing that.
 MAN: Me too! Was the water cold?
 GIRL: Yes!

[pause]

4

MAN: Did you have any bad weather?
 GIRL: Yes. Sunday was the worst. It rained all day.
 MAN: Oh, dear! Did you go for a drive?
 GIRL: No. We walked to a farm. The ducks liked the rain! We laughed at them!

[pause]

5

MAN: And when did you come home?
 GIRL: On Saturday. We were in the car all day.
 MAN: But did you stop for lunch?
 GIRL: Yes. We stopped in a village.
 MAN: It was a good holiday then?
 GIRL: Oh, yes! We all enjoyed it.

[pause]

Now listen to Part 3 again.

[The recording is repeated.]

[pause]

That is the end of Part 3.

[pause]

Part 4 *Look at the pictures. Listen and look. There is one example.*

[pause]

What does Nick want for breakfast?

[pause]

WOMAN: Good morning, Nick! Would you like some breakfast?

BOY: Yes, please, Mum. Can I have some eggs?

WOMAN: Sorry, Nick. I haven't got any. You can have some fruit or some bread and cheese.

BOY: No, thanks. I don't want that.

[pause]

Can you see the tick? Now you listen and tick the box.

[pause]

1 *Which girl is May's sister?*

WOMAN: Hello, May. What are you doing?

GIRL: I'm trying to find my sister. She went to buy an ice cream and now I can't see her.

WOMAN: I can help you. Has she got fair hair like you?

GIRL: Yes ... and she's wearing a blue coat.

WOMAN: There she is ... look!

[pause]

2 *Where did Kim play?*

MAN: What did you do at the weekend, Kim?

GIRL: We played with our kites. It was great.

MAN: Did you go to the beach?

GIRL: No. I played in the field.

MAN: Which one – behind your house?

GIRL: Yes, it was very windy up there. It's better than the one next to the river.

[pause]

3 *Which animals did Sam like best at the zoo?*

WOMAN: Did you enjoy the zoo, Sam?

BOY: Yes, thanks. We saw all the animals.

WOMAN: Which did you like best – the lions?

BOY: No, my brother liked them, but I liked the pandas best.

WOMAN: Oh, yes ... they're OK. But the bears are my favourites.

[pause]

4 *What did Jill buy at the shops?*

MAN: Hello, Jill. Did you go to the shops after school?

GIRL: Yes. I wanted to buy something for Sue – it's her birthday today.

MAN: Oh right. What did you choose – a CD?

GIRL: No, she didn't want one. I bought a video.

MAN: That's good. Her mum and dad gave her some new skates.

[pause]

5 *What's Ben's mum cooking for supper?*

GIRL: What are you doing, Mum?

WOMAN: I'm cooking supper. Are you hungry?

BOY: Yes, I am! Is it chicken?

WOMAN: No, it's pasta today.

BOY: Oh! Can we have French fries?

WOMAN: No, we can't have them every day!

[pause]

Now listen to Part 4 again.

[The recording is repeated.]

[pause]

That is the end of Part 4.

[pause]

Part 5 Look at the picture. Listen and look.
There is one example.

[pause]

WOMAN: Hello, Tom. Do you want to colour this picture?

BOY: Yes, please. I'd like to climb that tree!

WOMAN: Well, in the picture there are two boys who are climbing the tree.

BOY: One of them has a hat.

WOMAN: Right, can you colour that?

BOY: OK. The boy's hat. I'm colouring it red.

WOMAN: Good.

[pause]

Can you see the red hat? This is an example. Now you listen and colour and draw.

[pause]

1

BOY: What now?

WOMAN: Can you see all the picnic things on the blanket?

BOY: Mmm ... the cakes look good.

WOMAN: Yes, I know. Well, next to them is a bottle.

BOY: The bottle next to the cakes?

WOMAN: Yes. Colour it orange.

[pause]

2

WOMAN: Would you like to do some drawing now?

BOY: Well ... is it something difficult?

WOMAN: No. Can you draw a ball?

BOY: Yes, that's easy. But where?

WOMAN: Put the ball next to the tree.

[pause]

3

WOMAN: Now some more colouring.

BOY: Yes. What about the dogs?

WOMAN: Which one do you like best?

BOY: The one that's sleeping under the tree.

WOMAN: Right. The dog that's sleeping. Colour that one black.

[pause]

4

BOY: Can I colour an apple now?

WOMAN: OK, but which one? There are a lot of apples on the tree.

BOY: Well, there's one very big one there, at the top of the tree.

WOMAN: OK. The one at the top of the tree. What colour would you like?

BOY: Green, I think.

[pause]

5

WOMAN: Last thing now. There's a woman there.

BOY: Do you mean the one who's kicking the ball?

WOMAN: No! The older woman. She's sitting in the chair. She's wearing a sweater and skirt.

BOY: OK. Can I colour her sweater? I want to colour it pink.

WOMAN: Fine. That looks good now.

[pause]

Now listen to Part 5 again.

[The recording is repeated.]

[pause]

That is the end of the Movers Practice Listening Test 1.

Reading and Writing

Part 1 (6 marks)

1 a forest 2 stairs 3 fields
4 doors 5 a river 6 a lift

Part 2 (6 marks)

1 yes 2 no 3 yes 4 yes 5 yes 6 no

Part 3 (6 marks)

1 A 2 B 3 C 4 A 5 B 6 A

Part 4 (7 marks)

1 grass 2 glasses 3 jumped 4 bat
5 afraid 6 ran 7 Sleeping in the garden

Part 5 (10 marks)

1 tennis 2 computer 3 park
4 Sunday (morning) 5 his bike 6 bedroom
7 cheese sandwiches 8 (2/two) sisters
9 hot and sunny/sunny and hot 10 table tennis

Part 6 (5 marks)

1 All 2 these 3 say 4 don't 5 in

Test 2 Answers

Listening

Part 1 (5 marks)

Lines should be drawn between:

- 1 Sally and the girl buying fruit
- 2 John and the boy in the orange shirt sitting under the tree
- 3 Jim and the boy on the bike eating an apple
- 4 Daisy and the girl in the pink dress giving an ice cream to the boy
- 5 Jill and the girl looking in her bag, wearing a hat

Part 2 (5 marks)

- 1 11/eleven
- 2 Lowe (correct spelling)
- 3 Dolphins
- 4 Cane (correct spelling)
- 5 (a) sandwich

Part 3 (5 marks)


Friday Monday
 Saturday Wednesday
 Sunday Thursday

Part 4 (5 marks)

- 1 B
- 2 C
- 3 A
- 4 B
- 5 A

Part 5 (5 marks)

- 1 Colour the rock with the girl standing on it – brown
- 2 Colour the coat of the girl skating on the lake – green
- 3 Colour the hat of the boy sitting on the ice – orange
- 4 Draw a cup of coffee in the hand of the bearded man
- 5 Colour the scarf of the boy carrying the skates – yellow



TRANSCRIPT *Hello. This is the Cambridge Movers Practice Listening Test, Test 2.*

Part 1 *Look at Part 1. Look at the picture. Listen and look. There is one example.*

[pause]

MAN: What a lot of people in the market! Do you know any of them?

WOMAN: Yes, that's my friend Fred. He's wearing a red sweater.

MAN: Look! He's buying some sausages.

WOMAN: That's right. He likes eating them for breakfast.

[pause]

Can you see the line? This is an example. Now you listen and draw lines.

[pause]

1

MAN: Who's that girl?

WOMAN: Where?

MAN: She's talking to that man who's wearing a blue T-shirt.

WOMAN: Oh, that's Sally. She's buying some fruit, I think.

[pause]

2

WOMAN: That's John there,

MAN: What's he doing?

WOMAN: He's sitting down, under that tree.

MAN: Oh, yes. He looks hot and tired.

[pause]

3

WOMAN: I can see Jim. He's riding his bike.
 MAN: What's that in his hand?
 WOMAN: Um, he's eating an apple, I think.
 MAN: Oh, yes.

[pause]

4

WOMAN: There's my friend Daisy.
 MAN: Where?
 WOMAN: She's standing next to that boy in blue jeans.
 MAN: Oh, yes. She's giving him an ice cream.

[pause]

5

MAN: Who's that girl – the one who's looking in her bag?
 GIRL: Oh, that's Jill.
 MAN: I like her hat. You need one on a sunny day like this.
 GIRL: Yes, you do!

[pause]

Now listen to Part 1 again.

[The recording is repeated.]

[pause]

That is the end of Part 1.

[pause]

Part 2 Listen and look. There is one example.

[pause]

MAN: Hello. I work here at the swimming pool. Can I ask you some questions?
 GIRL: Yes.
 MAN: Thank you. First, what's your name?
 GIRL: Emma Carey.
 MAN: Is that C-A-R-E-Y?
 GIRL: That's right.

[pause]

Can you see the answer? Now you listen and write.

[pause]

1

MAN: Now, how old are you, Emma?
 GIRL: I'm eleven.
 MAN: Sorry? How old?
 GIRL: Eleven.

[pause]

2

MAN: And where do you live?
 GIRL: Lowe Street.
 MAN: How do you spell that?
 GIRL: L-O-W-E.
 MAN: Is that next to the library?
 GIRL: Yes.

[pause]

3

MAN: My next question is, do you go to any of our swimming classes?

GIRL: Yes, on Thursday.

MAN: Which one, Emma? What's the name of the class?

GIRL: Last year, I went to 'Ducks', but now I go to 'Dolphins', because I can swim better.

MAN: Great! 'Dolphins' is a good class.

[pause]

4

MAN: Who's your swimming teacher?

GIRL: His name's Paul Carne.

MAN: Oh. You mean Paul Cane. C-A-N-E.

GIRL: Oh, yes. That's right.

[pause]

5

MAN: Last question. After your class, do you buy any food at the café here?

GIRL: Yes, I buy a sandwich.

MAN: Do you always buy a sandwich?

GIRL: Yes, because after swimming, I'm always very hungry.

[pause]

Now listen to Part 2 again.

[The recording is repeated.]

[pause]

That is the end of Part 2.

[pause]

Part 3 Look at the pictures. What did Peter do last week? Listen and look. There is one example.

[pause]

WOMAN: Hello, Peter. Did you have a good holiday with your grandparents?

BOY: Yes, it was great.

WOMAN: Did you do lots of different things?

BOY: Yes. It was my birthday on Monday and my grandparents bought me a new kite.

WOMAN: Wow!

BOY: And it's got a picture of a shark on it!

[pause]

Can you see the line from the word Monday? On Monday, Peter's grandparents bought him a kite. Now you listen and draw lines.

[pause]

1

WOMAN: Did you go out on Thursday?

BOY: Thursday ... oh, yes. It was hot and we went to an island.

WOMAN: What did you do there?

BOY: We went fishing in my grandpa's boat.

WOMAN: Was it good?

BOY: Yes! We caught lots of fish.

[pause]

2

- WOMAN: What about Saturday?
 BOY: We wanted to go to the park but we couldn't. It rained.
 WOMAN: So, what did you do?
 BOY: We went to the cinema and saw a film about a boy and a whale.

[pause]

3

- BOY: On Tuesday, we went to the zoo! Oh no, I mean Sunday.
 WOMAN: Oh!
 BOY: I only went with Grandpa. Grandpa wasn't very well.
 WOMAN: Oh dear. Which were your favourite animals?
 BOY: The sharks. I like their big teeth!

[pause]

4

- WOMAN: Did you go out on Wednesday, too?
 BOY: Yes. We went to the park.
 WOMAN: Did you fly your kite there?
 BOY: No. We took a toy boat and sailed it on the lake.
 WOMAN: Great!
 BOY: And I played with a boy there who had a toy whale!

[pause]

5

- WOMAN: What about Friday?
 BOY: It was another wet day.
 WOMAN: Oh ...
 BOY: So Grandpa wanted to watch television.
 WOMAN: What did you see?
 BOY: An old film about fishing. It was funny!
 WOMAN: Good.

[pause]

Now listen to Part 3 again.

[The recording is repeated.]

[pause]

That is the end of Part 3.

[pause]

Part 4 *Look at the pictures. Listen and look. There is one example.*

[pause]

What's the matter with Kim?

[pause]

- GIRL: Do you want to play football, Kim?
 BOY: No, I can't come out today. I'm not very well.
 GIRL: Have you got a stomach ache?
 BOY: No, but I've got a temperature.
 GIRL: Have you got a cold?
 BOY: No, I haven't.

[pause]

Can you see the tick? Now you listen and tick the box.

[pause]

1 *What did Jane have for lunch today?*

- MAN: Did you have pasta for lunch today, Jane?
 GIRL: No, not today.
 MAN: What did you have?
 GIRL: A cheese sandwich, Dad. Mum had some soup, but I didn't want any.
 MAN: Well, I'd like pasta for supper. Would you?

[pause]

2 *Which girl is Ann?*

- GIRL: Look at these photos of my friends at the school party, Mum.
 WOMAN: Is this Ann, dancing with a boy?
 GIRL: Where? No, that's her sister Sally.
 WOMAN: Oh, look, this is her with a glass in her hand.
 GIRL: No it isn't. Ann's the one choosing a CD.

[pause]

3 *What does Mary choose to do?*

- WOMAN: Would you like to draw a picture, Mary?
 GIRL: No, not today, Mum. And I don't want to read. What can I do?
 WOMAN: Would you like to come to the supermarket with me? We can buy a cake.
 GIRL: Oh, yes, please. A big chocolate one.
 WOMAN: OK. Put on your coat, then.

[pause]

4 *Which photo does Nick's dad choose?*

- MAN: What a lot of photos, Nick! Did you take them all?
 BOY: Yes, and I've got to choose the best one and take it to school. Can you help me?
 MAN: OK. This photo of the moon is good.
 BOY: Hmm. What about this one of the mountains?
 MAN: Mmm, no. This is the best one. The one of the waterfall.

[pause]

5 *How does Sue's mum go to work?*

- BOY: Does your mum go to work on her bike, Sue?
 GIRL: No, she doesn't like riding it in the town.
 BOY: Does she catch a bus then?
 GIRL: Yes, because Dad needs the car.

[pause]

Now listen to Part 4 again.

[The recording is repeated.]

[pause]

That is the end of Part 4.

[pause]

Part 5 *Look at the picture. Listen and look. There is one example.*

[pause]

MAN: Look at this picture of children playing on a lake.

GIRL: Oh, yes. Can I colour something?

MAN: OK. Can you see the woman who's standing by the lake?

GIRL: Yes. Shall I colour her sweater?

MAN: Fine. Colour her sweater blue.

[pause]

Can you see the woman's blue sweater? This is an example. Now you listen and colour and draw.

[pause]

1

MAN: Can you see the girl who's standing on a rock?

GIRL: Yes.

MAN: Would you like to colour the rock?

GIRL: Yes, please.

MAN: OK. Colour it brown.

[pause]

2

MAN: Now you can colour something different.

GIRL: OK.

MAN: Can you see the girl who's skating on the lake?

GIRL: Yes, she's wearing a coat.

MAN: That's right. Well, colour her coat green.

[pause]

3

MAN: Now find the boy who's sitting down.

GIRL: Right. He's not very good at skating.

MAN: No, he isn't!

GIRL: Shall I colour his hat?

MAN: OK. Colour his hat orange, please.

[pause]

4

MAN: Now for some drawing.

GIRL: Good.

MAN: Find the man who's watching the children on the lake.

GIRL: The man with the beard?

MAN: That's right. Draw a cup of coffee in his hand.

GIRL: A cup of coffee? OK. It's a cold day. He needs a hot drink.

[pause]

5

GIRL: What shall I do now?

MAN: Can you see the boy with his skates in his hand?

GIRL: Yes. He's wearing a scarf.

MAN: Right. Now, colour his scarf yellow.

GIRL: Good! It's a beautiful picture now.

[pause]

Now listen to Part 5 again.

[The recording is repeated.]

[pause]

That is the end of the Movers Practice Listening Test 2.

Reading and Writing

Part 1 (6 marks)

1 a park 2 a supermarket 3 a video
4 a shoulder 5 a cinema 6 a zoo

Part 2 (6 marks)

1 yes 2 no 3 no 4 yes 5 yes 6 yes

Part 3 (6 marks)

1 A 2 B 3 A 4 B 5 A 6 C

Part 4 (7 marks)

1 carries 2 ticket 3 eat 4 feet
5 laughed 6 world 7 Kim's picture

Part 5 (10 marks)

1 10/ten/some/lots of 2 the grass 3 sailing
4 Blue Bird 5 island 6 sharks (and dolphins)/
dolphins (and sharks) 7 rock 8 afraid
9 fruit 10 an old shoe/a shoe

Part 6 (5 marks)

1 kick 2 it 3 some 4 they 5 on

Speaking

Part	Examiner does this:	Examiner says this:	Minimum response expected from child:	Back-up questions:
	Usher brings candidate in.	Usher to examiner: Hello. This is (child's name*). Examiner: Hello, *. My name's Jane/Ms Smith. How old are you, *?	Hello <i>nine</i>	Are you nine/ten?
1	Points to Find the difference card.	Look at these pictures. They look the same, but some things are different. This parrot is red, but this parrot is green. What other different things can you see?	Describes four other differences: <ul style="list-style-type: none"> • bag/map • big hat/small hat • spider on nose/spider on back • teeth/no teeth 	Point to other differences the candidate does not mention. Give first half of response: This is a bag, but ...
2	Points to Story card.	Now look at these pictures. They show a story. It's called 'Peter's new bike'. Just look at the pictures first. (Pause). Look at the first one. Peter's riding his new bike. He's very happy. Now you tell the story. (pointing at the other pictures)	(Many variations possible) <i>Now he's looking at a tree. There are two shoes in the tree.</i> <i>Peter can't understand it. Peter isn't looking at the road. There's a lake in front of him.</i> <i>Peter's in the water. He's very dirty and wet. He can see a girl in the tree. She's laughing at him.</i>	Questions to prompt other parts of the story: What's Peter doing now? What can he see in the tree? Is Peter looking at the road? What's in front of him? Where's Peter now? Is he happy? Who can Peter see in the tree? What's the girl doing?

* Remember to use the child's name throughout the test.

Part	Examiner does this:	Examiner says this:	Minimum response expected from child:	Back-up questions:
3	<p>Points to the Find the different ones card.</p> <p>Points to the second, third and fourth sets of pictures in turn.</p>	<p>Now look at these four pictures. One is different. The book is different. A lemon, a pineapple and an orange are fruit. You eat them. you don't eat a book. You read it.</p> <p>Now you tell me about these pictures. Which one is different? (Why?)</p>	<p>Candidate suggests a difference (any plausible difference is acceptable).</p>	<p>These are all ... (shops) And this is a ... (swimming pool)</p> <p>What colour are these? (yellow) And this? (pink)</p> <p>What are they doing? (singing) And this girl? (reading)</p>
4	<p>Puts away all pictures.</p>	<p>Now let's talk about your family and friends.</p> <p>How many people are there in your family?</p> <p>What do you like doing with your family?</p> <p>What games do you play with your friends?</p> <p>Tell me about your best friend.</p>	<p><i>four</i></p> <p><i>going to the park</i></p> <p><i>tennis</i></p> <p><i>His/her name's ...</i> <i>He/She's nine.</i></p>	<p>Are there <i>four</i> people in your family?</p> <p>Do you like <i>going to the park</i> with your family?</p> <p>Do you play <i>tennis</i>?</p> <p>What's your friend's name? How old is he/she?</p>
		<p>OK, thank you, *. Goodbye.</p>	<p>Goodbye.</p>	

* Remember to use the child's name throughout the test.


Test 3 Answers

Listening

Part 1 (5 marks)

Lines should be drawn between:

- 1 Peter and the man in the white T-shirt, under the clock
- 2 Sue and the legs sticking out of the water
- 3 John and the boy with the ball in his hands
- 4 Pat and the woman in the pink swimming hat
- 5 Ben and the man in the blue T-shirt and blue trousers



Part 2 (5 marks)

- 1 Spear (correct spelling)
- 2 Plants
- 3 Tennis
- 4 Film
- 5 week

Part 3 (5 marks)


Tuesday Wednesday
 Saturday Thursday
 Friday Monday

Part 4 (5 marks)

- 1 B
- 2 C
- 3 A
- 4 C
- 5 B

Part 5 (5 marks)

- 1 Colour the square robot – red
- 2 Draw rain under the cloud which is above the flowers
- 3 Colour the round moon between the two stars – blue
- 4 Colour the plane flying in the sky – yellow
- 5 Colour the tallest tree – pink



TRANSCRIPT *Hello. This is the Cambridge Movers Practice Listening Test, Test 3.*

Part 1 *Look at Part 1. Look at the picture. Listen and look. There is one example.*

[pause]

WOMAN: Can you see Jim? Is he in the water?

BOY: No, he isn't. He's sitting down.

WOMAN: Is that him, with the yellow towel on his shoulders?

BOY: Yes, that's him.

[pause]

Can you see the line? This is an example. Now you listen and draw lines.

[pause]

1

WOMAN: Who's the man in the white T-shirt?

BOY: The one who's standing under the clock?

WOMAN: Yes.

BOY: He's a swimming teacher.

WOMAN: What's his name? Do you know?

BOY: That's Peter.

[pause]

2

WOMAN: I'm looking for Sue now. Can you see her?

BOY: No, I can't – oh, yes I can! She's standing on her hands under the water!

WOMAN: Where? How can you see that?

BOY: Look, you can only see her legs and feet!

WOMAN: Oh, yes! I can see her.

[pause]

3

WOMAN: Those two boys are enjoying their game.

BOY: Yes. I know the bigger one. His name's John.

WOMAN: Is he the one with the ball in his hands now?

Boy: Yes, that's right.

[pause]

4

WOMAN: Where's Pat? Is she here?

Boy: Yes. I saw her in the water. There she is. She's swimming.

WOMAN: Where?

Boy: She's wearing a pink swimming hat.

WOMAN: Oh, yes. She can swim very well.

[pause]

5

Boy: Does Ben work here?

WOMAN: Yes, he's here now. I can see him.

Boy: In the water?

WOMAN: No. He's walking next to the pool.

Boy: In a blue T-shirt and blue trousers?

WOMAN: Yes.

[pause]

Now listen to Part 1 again.

[The recording is repeated.]

[pause]

That is the end of Part 1.

[pause]

Part 2 Listen and look. There is one example.

[pause]

MAN: Hello. You're new here, aren't you? Shall I help you?

GIRL: Yes, please. I want to take these things out of the library.

MAN: Right. Which class are you in?

GIRL: Seven.

MAN: Well, write seven here, look.

GIRL: OK.

[pause]

Can you see the answer? Now you listen and write.

[pause]

1

MAN: Now, what's your name?

GIRL: Daisy Spear.

MAN: How do you spell that?

GIRL: It's S-P-E-A-R.

MAN: Right.

[pause]

2

MAN: Now, which book have you got?

GIRL: This one. It's name is 'My Plants'.

MAN: OK. Then we write 'My Aunts' here.

GIRL: Um, not 'Aunts' - 'Plants'!

MAN: Oh, yes, sorry.

[pause]

3

MAN: Have you got a video there?

GIRL: Yes.

MAN: Is there a name on the box?

GIRL: It's a sports video. It says 'Tennis' on the box.

MAN: OK. Put 'Tennis' here. Can you play well?

GIRL: No, not very well. I want to play better.

[pause]

4

MAN: Have you got a CD player at home? You can take a CD.

GIRL: I'd like to take this one. Is that OK?

MAN: Yes.

GIRL: It says 'Music' on the outside. Shall I write that?

MAN: What kind of music is it?

GIRL: Film music. I see, I write film music here.

[pause]

5

MAN: How many days do you need them all for?

GIRL: Can I have them for one week?

MAN: Yes. That's fine. So, can you write 'one week' at the bottom, there, please?

GIRL: Oh, yes, I see.

MAN: Good. Now you can take all your things. Enjoy them!

[pause]

Now listen to Part 2 again.

[The recording is repeated.]

[pause]

That is the end of Part 2.

[pause]

Part 3 Look at the pictures. What did Bill do last week? Listen and look. There is one example.

[pause]

Boy: Hello, Aunt Jane!

WOMAN: Hello, Bill. I saw you in the pet shop on Wednesday.

Boy: Oh! We were there because Mum wanted to get a cat for us.

WOMAN: Did you find one?

Boy: Yes! We've got a beautiful black and white cat at home now!

WOMAN: Wow!

[pause]

Can you see the line from the word Wednesday? On Wednesday, Bill and his mother bought a cat. Now you listen and draw lines.

[pause]

1

BOY: On Friday, my best friend came to sleep at our house.
 WOMAN: Did he? Did he sleep in your bedroom?
 BOY: Yes. He had my bed and I slept on the floor.
 WOMAN: Did you sleep well?
 BOY: No! We played games for most of the night!

[pause]

2

BOY: And I had a good day on Saturday.
 WOMAN: Oh? What did you do?
 BOY: I went with my school to the zoo.
 WOMAN: Great! What did you like best?
 BOY: All the big cats, like the lions and tigers!

[pause]

3

WOMAN: Did your friend come again on Tuesday, Bill?
 BOY: On Tuesday ... no, I had a temperature and a headache.
 WOMAN: Oh dear!
 BOY: Yes, I was in bed all day.

[pause]

4

BOY: Dad painted my bedroom last week.
 WOMAN: Oh! When did he do that?
 BOY: On Monday. He did three walls and I did one.
 WOMAN: Well done!
 BOY: Yes. It's great now. It's all purple!

[pause]

5

WOMAN: What did you do on Sunday, Bill?
 BOY: I don't know. But Thursday was a good day.
 WOMAN: What did you do on Thursday?
 BOY: I did a painting of a lion. I enjoy painting a lot.
 WOMAN: Me too!
 BOY: And Mum put it on the wall. I love it!

[pause]

Now listen to Part 3 again.

[The recording is repeated.]

[pause]

That is the end of Part 3.

[pause]

Part 4 *Look at the pictures. Listen and look. There is one example.*

[pause]

What does Nick want?

[pause]

MAN: That pasta was very good. Thank you.
 WOMAN: Now, what can I give you, Nick? I've got fruit or ice cream.

MAN: I'd like some fruit, please.
 WOMAN: Here you are. Would you like a cup of coffee with it?

MAN: Thank you, but I can't drink coffee. It gives me a headache.

[pause]

Can you see the tick? Now you listen and tick the box.

[pause]

1 *Which animal is Tom's favourite pet?*

BOY: I like all my pets a lot.
 WOMAN: I know, Tom. I like the snake. It's very beautiful. Which one is your favourite?

BOY: I like my big, black spider best.
 WOMAN: Mm. Well, don't take him out of the box, please.

BOY: OK. Would you like to see my mouse?
 WOMAN: Yes, please. I like mice.

[pause]

2 *Which girl is Fred's cousin?*

MAN: Hello, Fred. Is your mother here in the park?

BOY: No. I'm here with my cousin, but I can't find her now.

MAN: Is that her, in the blue dress?
 BOY: No. She's got straight black hair. It isn't curly, like mine.

MAN: What's she wearing?
 BOY: A yellow shirt and trousers.

[pause]

3 *What's Kim doing?*

MAN: Where's Kim? Is she in the kitchen, cooking the supper?

GIRL: No, she's in the bathroom, washing her hair. Why?

MAN: There's a film about dolphins on the TV. She wanted to watch it.

GIRL: Right.

[pause]

4 *What can Paul have for his game?*

BOY: Can I have this old map for my game?
 WOMAN: No, but you can play with that old camera.

BOY: Oh, yes! Thank you. And can I have that box?

WOMAN: I'm sorry, Paul, I need it.

[pause]

5 *What does Sally always do on Monday evening?*

GIRL: I don't like Monday mornings. We have hockey. But I like the evenings. We always go to the supermarket.

BOY: Do you like that? I don't. I like Tuesday evenings better.

GIRL: What do you do then, Bill?

BOY: We go swimming.

[pause]

Now listen to Part 4 again.

[The recording is repeated.]

[pause]

That is the end of Part 4.

[pause]

Part 5 *Look at the picture. Listen and look. There is one example.*

[pause]

MAN: Hello, Ann. Look at this picture! Would you like to live here?

GIRL: No, because it isn't our world. But I like looking at it.

MAN: Shall we colour it?

GIRL: OK. Can I colour the monster with four arms?

MAN: Yes. Colour the monster with four arms green.

[pause]

Can you see the green monster? This is an example. Now you listen and colour and draw.

[pause]

1

GIRL: I can see two robots in this picture.

MAN: That's right. Now, I want you to colour the square one.

GIRL: OK. What colour?

MAN: Colour the square robot red.

[pause]

2

MAN: Now I want you to draw something.

GIRL: Is it difficult?

MAN: No, but listen carefully. Can you see a cloud?

GIRL: I can see two of them.

MAN: Good. Find the one which is above the flowers, and draw some rain under that cloud.

GIRL: I understand. It's raining on the flowers!

[pause]

3

MAN: Now look at the stars.

GIRL: I can see some stars and two different moons.

MAN: That's right. Find the round moon which is between two stars.

GIRL: Can I colour the round one blue?

MAN: Yes. That's a good colour for it.

[pause]

4

GIRL: I like the planes. Can I colour one of them?

MAN: OK. Which one do you want to colour?

GIRL: I'd like to colour the one that's flying.

MAN: Right. Colour the plane that's flying yellow.

[pause]

5

MAN: There are trees in this world. Can you see them?

GIRL: Yes, I can see them, but they are not like the ones in our world.

MAN: Well, I want you to colour the tallest tree in the picture.

GIRL: OK. I'm colouring the tallest one. I'm colouring it pink.

MAN: Very good! I like that!

[pause]

Now listen to Part 5 again.

[The recording is repeated.]

[pause]

That is the end of the Movers Practice Listening Test 3.

Reading and Writing

Part 1 (6 marks)

1 a bat 2 shoulders 3 a forest

4 plants 5 beards 6 whales

Part 2 (6 marks)

1 no 2 yes 3 yes 4 yes 5 no 6 no

Part 3 (6 marks)

1 B 2 A 3 C 4 A 5 A 6 C

Part 4 (7 marks)

1 cry 2 jacket 3 round 4 road 5 bottle

6 laughed 7 Sally's game of football

Part 5 (10 marks)

1 toys 2 Anna 3 (long) (curly) hair

4 dinner 5 old comic 6 cat 7 Anna's/her

sister's bedroom (quietly) 8 bookcase

9 bed/bedroom 10 went to sleep/slept

Part 6 (5 marks)

1 they 2 have 3 in 4 work 5 which

Speaking

Part	Examiner does this:	Examiner says this:	Minimum response expected from child:	Back-up questions:
	Usher brings candidate in.	Usher to examiner: Hello. This is (child's name)*. Examiner: Hello, *. My name's Jane/Ms Smith. How old are you, *?	Hello <i>nine</i>	Are you nine/ten?
1	Points to Find the difference card.	Look at these pictures. They look the same, but some things are different. Here the man is riding a bike, but here he's riding a motorbike. What other different things can you see?	Describe four other differences: <ul style="list-style-type: none"> • girl happy/sad • sun/cloud • two ducks/three ducks • red coat/grey coat 	Point to other differences the candidate does not mention. Give first half of response: This girl is happy, but ...
2	Points to Story card.	Now look at these pictures. They show a story. It's called 'The windy day'. Just look at the pictures first. (Pause). Look at the first one. Daisy and her brother Peter are waiting for a bus. It's very cold and windy. They're thinking about sunny days on the beach. Now you tell the story. (pointing at the other pictures)	(Many variations possible) The wind is very strong. Their hats are flying. They are happy. Now the children are flying above the houses. The people on the ground are pointing at them. The children are on a beach. They are very happy.	Questions to prompt other parts of the story: Is the wind strong? Do the children like the wind? Where are the children now? What are the people on the ground doing? Where are they now? Is it hot and sunny? Are they happy?

* Remember to use the child's name throughout the test.

Part	Examiner does this:	Examiner says this:	Minimum response expected from child:	Back-up questions:
3	<p>Points to Find the different ones card.</p> <p>Points to the second, third and fourth sets of pictures in turn.</p>	<p>Now look at these four pictures. One is different. The book is different. A lemon, a pineapple and an orange are fruit. You eat them. You don't eat a book. You read it.</p> <p>Now you tell me about these pictures. Which one is different? (Why?)</p>	<p>Candidate suggests a difference (any plausible difference is acceptable).</p>	<p>These are all ... (small) And this is ... (big)</p> <p>What is the boy doing here? (writing) And here? (listening)</p> <p>These things are on the ... (head) And this? (leg)</p>
4	<p>Puts away all pictures.</p>	<p>Now let's talk about your evenings.</p> <p>Who cooks your supper?</p> <p>What do you eat for supper?</p> <p>What do you do after supper?</p> <p>Tell me more about your evenings.</p>	<p><i>my mum/mother</i></p> <p><i>chicken and rice</i></p> <p><i>homework</i></p> <p><i>I watch TV.</i> <i>I play computer games.</i></p>	<p>Does your mother/mum cook your supper?</p> <p>Do you eat chicken and rice?</p> <p>Do you do your homework?</p> <p>Do you watch TV? Do you play computer games?</p>
		<p>OK, thank you, *. Goodbye.</p>	<p>Goodbye.</p>	

* Remember to use the child's name throughout the test.

COMBINED STARTERS AND MOVERS

THEMATIC VOCABULARY LIST

For ease of reference, vocabulary is arranged in semantic groups or themes. Some words appear under more than one heading.

In addition to the topics, notions and concepts listed for the syllabus, the following categories appear:

- adjectives
- determiners
- adverbs
- prepositions
- conjunctions
- pronouns
- verbs
- modals
- question words

s – first appears at *Starters*

m – first appears at *Movers*

ANIMALS

s animal
m bat
m bear
s bird
m cage
s cat
s chicken
s cow
s crocodile
s dog
m dolphin
s duck
s elephant
s fish (s & pl)
m fly
s frog
s giraffe
s goat
s hippo
s horse
m kangaroo
m kitten
m lion
s lizard
s monkey
s mouse/mice
m panda
m parrot
m pet
m puppy
m rabbit
m shark

s sheep (s & pl)
s snake
s spider
s tail
s tiger
m whale
s zoo

THE BODY & FACE

s arm
m back
m beard
m blond(e)
s body
m curly
s ear
s eye
s face
m fair
s foot/feet
s hair
s hand
s head
s leg
m moustache
s mouth
m neck
s nose
m shoulder
s smile
m stomach
m straight
m tooth/teeth

CLOTHES

s bag
s clothes
m coat
s dress
s glasses
s handbag
s hat
s jacket
s jeans
m scarf
s shirt
s shoe
s skirt
s sock
m sweater
s trousers
s T-shirt
s watch
s wear

COLOURS

s black
s blue
s brown
s green
s grey (or gray)
s orange
s pink
s purple
s red
s white
s yellow

FAMILY & FRIENDS

m aunt
s baby
s boy
s brother
s child/children
s cousin
s dad(dy)
m daughter
s family
s father
s friend
s girl
m granddaughter
s grandfather
s grandma
s grandmother
s grandpa
m grandparent
m grandson
m grown up
s live
s man/men
s Miss
s mother
s Mr
s Mrs
s mum(my)
s old
m parent
s person/people
s sister
m son
s their
s them
s they
m uncle
s us
s we
s woman/women
s you
s young
s your

FOOD AND DRINK

s apple
s banana
s bean
m bottle
m bowl
s bread
s breakfast
s burger
s cake

s carrot
m cheese
s chicken
s chips (US fries)
s coconut
m coffee
m cup
s dinner
s drink (n & v)
s eat
s egg
s fish
s food
s fries (UK chips)
s fruit
m glass of
s grape
m hungry
s ice cream
s juice
s lemon
s lemonade
s lime
s lunch
s mango
s meat
s milk
s onion
s orange
m pasta
s pea
s pear
m picnic
s pineapple
s potato
s rice
m salad
m sandwich
s sausage
m soup
s supper
m tea
m thirsty
s tomato
m vegetable
s water
s watermelon

HEALTH

m cold
m cough
m dentist
m doctor
m earache

m fine
m headache
m hospital
m hurt
m matter (what's the matter?)
m nurse
m stomach ache
m temperature
m toothache

THE HOME

m address
s apartment
s armchair
m balcony
m basement
s bath
s bathroom
s bed
s bedroom
m blanket
s bookcase
s box
s camera
s chair
s clock
s computer
s cupboard
s desk
s dining room
s doll
s door
m downstairs
m dream
m elevator
m fan
s flat
m floor
s flower
s garden
s hall
m home
s house
s kitchen
s lamp
m lift
s living room
s mat
s mirror
s painting
s phone
s picture
s radio
s room

m shopping
m shower
s sleep
s sofa
m stair(s)
s table
s television/TV
m toothbrush
m towel
s toy
s tree
m upstairs
s wall
m wash (n)
s watch
s window

NUMBERS

s Cardinals: 1–20
m Cardinals: 21–100
m Ordinals: 1st–20th

PLACES & DIRECTIONS

m above
m bank
s behind
s between
m bus station
m café
m cinema
m farm
s here
m hospital
s in
s in front of
m library
m map
m market
s next to
s on
s park
m place
m playground
m road
s shop (US store)
m square
s store (UK shop)
m straight
s street
m supermarket
m swimming pool
s there
s under
m zoo

SCHOOL

s alphabet
s answer
s ask
s board
s book
s bookcase
s class
s classroom
s close
s colour
s computer
s correct
s cross
s cupboard
s desk
s door
s draw
s English
s eraser
s example
s find
s floor
m homework
s know
s learn
s lesson
s letter (as in alphabet)
s line
s listen (to)
s look
m mistake
s name
s number
s open
s page
s part
s pen
s pencil
s picture
s playground
s question
s read
s right (as in correct)
s rubber
s ruler
s school
s sentence
s spell
s story
s teacher
s tell
s test (n & v)
m text

s tick (n & v)
s understand
s wall
s window
s word
s write

SPORTS & LEISURE

s badminton
s ball
s baseball
s basketball
m bat
s beach
s bike
s boat
s book
s bounce
s camera
s catch
m CD
m comic/comic book
s doll
s draw(ing)
s drive
m DVD
s enjoy
s favourite
m film
s fish(ing)
s fly
s football (US soccer)
s game
s guitar
s hit
s hobby
s hockey
m holiday
s jump
s kick (v)
m kick (n)
s kite
s listen (to)
m movie
m music
s paint(ing)
m party
s photo
s piano
s picture
s play (with)
m present
s radio
s read

s ride (n & v)
 s run
 s sing
 m skate
 s soccer (UK football)
 s song
 s sport
 m sports centre
 s story
 m swim (n)
 m swimming pool
 s table tennis
 s television/TV
 s tennis
 m towel
 s throw
 s toy
 s TV/television
 m video
 m walk (n)
 s watch

TIME

m after
 s afternoon
 m age
 m always
 m before
 s birthday
 s clock
 s day
 s end
 s evening
 m every
 s morning
 m never
 s night
 m sometimes
 s today
 s watch
 m week
 m weekend
 m yesterday
 The days of the week:
 m Sunday
 m Monday
 m Tuesday
 m Wednesday
 m Thursday
 m Friday
 m Saturday

TOYS

s ball

s baseball
 s basketball
 s bike
 s car
 s doll
 s football
 s game
 s helicopter
 s kite
 s lorry (US truck)
 s monster
 s plane
 s robot
 s toy
 s train
 m treasure
 s truck (UK lorry)

TRANSPORT

s bike
 s boat
 s bus
 m bus station
 s car
 m drive
 m driver
 s fly
 s go
 s helicopter
 s lorry (US truck)
 s motorbike
 s plane
 s ride
 s run
 s swim
 m ticket
 s train
 s truck (UK lorry)
 s walk

WEATHER

m cloud
 m cloudy
 m rain
 m rainbow
 m snow
 s sun
 m sunny
 m weather
 m wind
 m windy

WORK

m clown

m doctor
 m farmer
 m hospital
 m nurse
 m pirate
 s teacher
 m work

THE WORLD AROUND US

s beach
 m city
 m country(side)
 m field
 m forest
 m grass
 m ground
 m island
 m jungle
 m lake
 m leaf/leaves
 m moon
 m mountain
 m plant
 m river
 m road
 m rock
 s sand
 s sea
 s shell
 m star
 s street
 s sun
 m town
 s tree
 m village
 s water
 m waterfall
 m world

USEFUL WORDS & EXPRESSIONS

s bye (-bye)
 m come on!
 m excuse me
 s goodbye
 s hello
 s I don't know
 s no
 s oh
 s oh dear
 s OK
 s pardon
 s please
 s right

m see you!
s so
s sorry
s thank you
s thanks
s then
s well
s well done
s wow
s yes

ADJECTIVES

m afraid
m all
m all right
s angry
m awake
m back
m bad
s beautiful
m best
m better
s big
m boring
m bottom
m busy
m careful
s clean
m clever
s closed
m cloudy
m cold
s correct
m different
m difficult
s dirty
s double
m easy
s English
m every
m exciting
m famous
m fat
s favourite
m fine
m first
s funny
s good
s great
s happy
s her
s his
m hot
m hungry
s its

m last
s long
m loud
m more
m most
s my
m naughty
s new
s nice
s old
s our
m quick
m quiet
s right (correct)
m round
s sad
m second
s short
m slow
s small
s sorry
m square
m straight
m strong
m surprised
m tall
m terrible
s their
m thin
m third
m thirsty
m tired
m top
s ugly
m weak
m well
m wet
m windy
m worse
m worst
m wrong
s young
s your

DETERMINERS

s a/an
m all
s a lot of
m another
m any
m both
m every
s lots of
s many
m more

m most
s my
s no
s one
s some
s that
s the
s these
s this
s those

ADVERBS

s a lot
s again
m all right
m always
m back
m badly
m best
m better
m carefully
m down
m downstairs
m first
s here
m how
m how much
m how often
m inside
m last
s lots
m loudly
m more
m most
m near
m never
s not
s now
m off
m often
m on
m only
m out
m outside
m quickly
m quietly
m round
m slowly
m sometimes
m then
s there
s today
s too
m up
m upstairs

s very
m well
m when
m worse
m worst
m yesterday

PREPOSITIONS

s about
m above
m after
s at
m before
s behind
m below
s between
m by
m down
s for
s from
s in (prep of place)
s in front of
m inside
s like
m near
s next to
s of
m off
s on
m on (prep of time)
m opposite
m out of
m outside
m round
m than
s to
s under
m up
s with

CONJUNCTIONS

s and
m because
s but
s or
m than
m when

PRONOUNS

m all
m another
m both
s he
s her

s hers
s him
s his
s I
s it
s its
s me
s mine
m more
m most
m nothing
s one
s ours
s she
m something
s that
s theirs
s them
s these
s they
s this
s those
s us
s we
m which
m who
s you
s yours

VERBS

Irregular:

s be
m bring
m buy
s catch (a ball)
m catch (a bus)
s choose
s come
s do
s draw
s drink
s drive
s eat
s find
s fly
s get
m get (un)dressed
m get up
s give
s go
m go shopping
s have
s have (got)
m have (got) to
m hide

s hit
s hold
m hurt
s know
s learn
m lose
s make
m mean
m must
s put
m put on
m rain
s read
s ride
s run
s say
s see
s sing
s sit (down)
s sleep
m snow
s spell
s stand (up)
s swim
m take
m take (a bus)
s take (a photo)
m take off
s tell
m think
s throw
s understand
m wake up
s wear
s write

Regular:

s add
s answer
s ask
s bounce
m call
m carry
s clean
m climb
s close
m cook
s colour
s complete
s cross
m cry
m dance
m dream
m drop
m email
s enjoy

Thematic Vocabulary List

m film
m fish
m help
m hop
m invite
s jump
s kick
m laugh
s learn
s like
s listen (to)
s live
s look
s look at
m look for
s love
m move
m need
s open
s paint
s phone
s pick up
m plant
s play (with)
s point
m rain
m sail
m shop
m shout
s show
m skate
m skip
s smile
m snow

s start
s stop
s talk
s test
m text
s tick
s try
m video
m wait
s walk
s want
m wash
s watch
s wave
m work

MODALS

s can/cannot/can't
m could
m must
m shall
m would

QUESTION WORDS

s how
s how many
m how much
m how often
s how old
s what
m when
s where
s which

s who
s whose
m why

NAMES

s Alex
s Ann
s Anna
s Ben
s Bill
m Daisy
m Fred
m Jack
m Jane
s Jill
m Jim
m John
s Kim
s Lucy
m Mary
s May
s Nick
s Pat
m Paul
m Peter
m Sally
s Sam
s Sue
s Tom
s Tony
m Vicky