

Cambridge Young Learners
English Tests

Cambridge
Starters 2
Answer Booklet

Examination papers from
University of Cambridge
ESOL Examinations:
English for Speakers of Other Languages



CAMBRIDGE
UNIVERSITY PRESS

CAMBRIDGE UNIVERSITY PRESS
Cambridge, New York, Melbourne, Madrid, Cape Town,
Singapore, São Paulo, Delhi, Tokyo, Mexico City

Cambridge University Press
The Edinburgh Building, Cambridge CB2 8RU, UK

www.cambridge.org

Information on this title: www.cambridge.org/9780521693493

© Cambridge University Press 2007

This publication is in copyright. Subject to statutory exception and to the provisions of relevant collective licensing agreements, no reproduction of any part may take place without the written permission of Cambridge University Press.

First published 2001
Updated edition 2007
Reprinted 2011

Printed in Poland by Opolgraf

A catalogue record for this publication is available from the British Library

ISBN 978-0521-69349-3 Answer Booklet
ISBN 978-0-521-69348-6 Student's Book
ISBN 978-0-521-69350-9 Cassette
ISBN 978-0-521-69351-6 Audio CD

Cambridge University Press has no responsibility for the persistence or accuracy of URLs for external or third-party internet websites referred to in this publication, and does not guarantee that any content on such websites is, or will remain, accurate or appropriate. Information regarding prices, travel timetables and other factual information given in this work is correct at the time of first printing but Cambridge University Press does not guarantee the accuracy of such information thereafter.

Cover design by David Lawton
Produced by HL Studios

Contents

Introduction	4
Test 1 Answers	6
Test 2 Answers	10
Test 3 Answers	14
Thematic Vocabulary List	19

Introduction

The *Cambridge Young Learners English Tests* offer an elementary-level testing system for learners of English between the ages of 7 and 12. The tests include 3 key levels of assessment: *Starters*, *Movers* and *Flyers*.

Starters is the lowest level in the system. Test instructions are very simple and consist only of words and structures specified in the syllabus.

The complete test lasts about 45 minutes and has the following components: Listening, Reading and Writing, and Speaking.

	length	number of parts	number of items
Listening	approx. 20 minutes	4	20
Reading and Writing	20 minutes	5	25
Speaking	approx. 3–5 minutes	5	–

Candidates need a pen or pencil for the Reading and Writing paper, and coloured pens or pencils for the Listening paper. All answers are written on the question papers.

Listening

In general, the aim is to focus on the ‘here and now’ and to use language in meaningful contexts. In addition to multiple choice and short answer questions, candidates are asked to use coloured pencils to mark their responses to one task. There are 4 parts. Each part begins with a clear example.

	main skill focus	input	expected response	number of questions
1	listening for words and prepositions	picture and dialogue	carry out instructions and position things correctly on a picture	5
2	listening for numbers and spelling	illustrated comprehension questions and dialogue	write numbers and names	5
3	listening for specific information (present tenses)	3-option multiple choice pictures and dialogues	tick correct box next to picture	5
4	listening for words, colours and prepositions	picture and dialogue	carry out instructions, locate objects, and colour correctly (range of colours is: black, blue, brown, green, grey, orange, pink, purple, red, yellow)	5

Reading and Writing

Again, the focus is on the 'here and now' and the use of language in meaningful contexts where possible. To complete the test, candidates need a single pen or pencil of any colour. There are 5 parts, each starting with a clear example.

	main skill focus	input	expected response	number of questions
1	reading short sentences and recognising lexis	lexical items, pictures, and sentences	tick or cross to show if sentence is true or false	5
2	reading sentences about a picture and writing one-word answers	1 picture and sentences	write 'yes'/'no'	5
3	spelling of single words	pictures and sets of jumbled letters	write words	5
4	reading a text writing missing words (nouns)	cloze text words and pictures	choose and copy missing words correctly	5
5	reading questions about a picture story writing one-word answers	story presented through 3 pictures and questions	write one-word answers to questions	5

Speaking

In the Speaking test, the candidate speaks with 1 examiner for about 4 minutes. The format of the test is explained in advance to the child in their native language, by a teacher or person familiar to them. This person then takes the child into the exam room and introduces them to the examiner.

Speaking ability is assessed according to various criteria, including comprehension, the ability to produce an appropriate response and pronunciation.

	main skill focus	input	expected response
1	understanding and following spoken instructions	scene card	point to the correct part of the picture
2	understanding and following spoken instructions	scene card and 8 small object cards	place the object cards on the scene card as directed
3	understanding and answering spoken questions	scene card	answer questions with short answers
4	understanding and answering spoken questions	3 object cards	answer questions with short answers
5	understanding and responding to personal questions	no visual prompt	answer questions with short answers

Further information

The topics, structures, words and tasks upon which the *Cambridge Young Learners English Tests* are based are comprehensively described in the Handbook, so teachers or parents can know exactly what to expect.

Further information about the *Cambridge Young Learners English Tests* can be obtained from the Local Secretary for Cambridge ESOL examinations in your area, or from:

Cambridge ESOL (YLE Subject Officer)
Cambridge Assessment
1 Hills Road
Cambridge
CB1 2EU

Telephone: +44 1223 553997
Fax: +44 1223 460278
e-mail: ESOLHelpdesk@CambridgeESOL.org

Test 1 Answers

Listening

Part 1 (5 marks)

Lines should be drawn between:

- 1 the glasses and the elephant
- 2 the trousers and the tiger
- 3 the jacket and the lion
- 4 the sock and the horse
- 5 the hat and the snake



Part 2 (5 marks)


- | | |
|---------------------------|---------------------------|
| 1 Tony (correct spelling) | 2 Bath (correct spelling) |
| 3 7/seven | 4 Red (correct spelling) |
| | 5 14/fourteen |

Part 3 (5 marks)

- 1 C 2 A 3 B 4 C 5 C

Part 4 (5 marks)

- 1 Colour the flower next to the ball – purple
- 2 Colour the flower in the dog's mouth – blue
- 3 Colour the flower behind the chair – yellow
- 4 Colour the flower between the two boys – red
- 5 There should be a green flower in front of the snake.



TRANSCRIPT *Hello. This is the Cambridge Starters Practice Listening Test, Test 1.*

Part 1 *Look at Part 1. Now look at the picture. Listen and look. There is one example.*

[pause]

MAN: Put the shoe on the monkey.
WOMAN: Pardon?
MAN: Put the shoe on the monkey.

[pause]

Can you see the line? This is an example. Now you listen and draw lines.

[pause]

1
MAN: Put the glasses on the elephant.
WOMAN: Sorry, where?
MAN: Put the glasses on the elephant.

[pause]

2

MAN: Put the trousers on the tiger.
WOMAN: Sorry, what?
MAN: Put the trousers on the tiger.

[pause]

3

MAN: Put the jacket on the lion.
WOMAN: Sorry?
MAN: Put the jacket on the lion.

[pause]

4

MAN: Put the sock on the horse.
WOMAN: Where do I put it?
MAN: Put the sock on the horse.

[pause]

5

MAN: Put the hat on the snake.
WOMAN: Pardon?
MAN: Put the hat on the snake.

[pause]

Now listen to Part 1 again.

[The recording is repeated.]

[pause]

That is the end of Part 1.

[pause]

Part 2 Look at the picture. Listen and write a name or a number. There are two examples.

[pause]

MAN: Hello! What's your name?

GIRL: My name's Kim.

MAN: How do you spell that?

GIRL: K - I - M.

MAN: That's a nice name.

[pause]

MAN: And how old are you, Kim?

GIRL: I'm eight.

MAN: Eight?

GIRL: Yes. It's my birthday today!

MAN: Happy birthday!

[pause]

Can you see the answers? Now you listen and write a name or a number.

[pause]

1

MAN: Who do you live with, Kim?

GIRL: I live with my mum and my dad.

MAN: And what's your dad's name?

GIRL: His name's Tony.

MAN: Is that T - O - N - Y?

GIRL: Yes. That's right.

[pause]

2

MAN: Where do you and your family live?

GIRL: We live in a house in Bath Street.

MAN: I don't know that street. How do you spell it?

GIRL: B - A - T - H.

MAN: Oh! Thank you.

[pause]

3

MAN: Do you have a garden at your house?

GIRL: Yes, and there are seven trees in it.

MAN: How many trees?

GIRL: Seven. It's a big garden.

[pause]

4

MAN: And where do you go to school?

GIRL: I go to Red House School.

MAN: Is that R - E - D?

GIRL: Yes, that's right.

[pause]

5

MAN: And how many children are in your class?

GIRL: There are fourteen.

MAN: Fourteen! That's a small class!

GIRL: It's OK. I'm very happy there.

[pause]

Now listen to Part 2 again.

[The recording is repeated.]

[pause]

That is the end of Part 2.

[pause]

Part 3 Look at the pictures. Listen and look. There is one example.

[pause]

What's the crocodile doing?

[pause]

GIRL: Can you see the crocodile?

BOY: Is it swimming in the water?

GIRL: No, but the boy's swimming. The crocodile's next to the water.

BOY: Is the crocodile sleeping?

GIRL: No, he's watching the boy.

[pause]

Can you see the tick? Now you listen and tick the box.

[pause]

1 What's the baby doing?

GIRL: There's Ann with her baby brother.

BOY: Does the baby drink milk?

GIRL: He does, but he's playing with his toys now.

BOY: He loves the doll!

[pause]

2 What's Nick doing?

GIRL: Can you see Nick?

BOY: Yes, he's with the monster.

GIRL: Is Nick painting a picture?

BOY: Yes, he's painting a picture of the monster!

GIRL: Is Nick's sister with them?

BOY: No, she's not there.

[pause]

3 *What's Mum doing?*

GIRL: Where's Mum?
 BOY: She's in the kitchen. She's giving the baby her breakfast.
 GIRL: And is Dad there?
 BOY: No, he's reading a book in the living room.
 GIRL: Oh.
 [pause]

4 *What's Tom doing?*

BOY: I can see an aeroplane. Look!
 GIRL: Yes, Tom's watching it.
 BOY: Is he flying his kite?
 GIRL: No. He's playing football today.
 [pause]

5 *Who's playing the piano?*

GIRL: Who's playing the piano?
 BOY: It's Sue. She loves the piano.
 GIRL: Is Ben playing with her?
 BOY: No. She's playing with her sisters.
 [pause]

Now listen to Part 3 again.

[The recording is repeated.]

[pause]

That is the end of Part 3.

[pause]

Part 4 *Look at the picture. Listen and look. There is one example.*

[pause]

WOMAN: Can you find the flower under the tree?
 BOY: Pardon?
 WOMAN: The flower under the tree.
 BOY: Yes.
 WOMAN: Colour it pink. Colour the flower under the tree pink.

[pause]

Can you see the pink flower? This is an example. Now you listen and colour and draw.

[pause]

1

WOMAN: Now find the flower next to the ball.
 BOY: Where?
 WOMAN: The flower next to the ball. Colour it purple.
 BOY: Purple. OK.

[pause]

2

WOMAN: Can you see the flower in the dog's mouth?

BOY: Sorry, what?
 WOMAN: The flower in the dog's mouth.
 BOY: Yes. I can see it now.
 WOMAN: OK. Colour it blue.

[pause]

3

WOMAN: Now find the flower behind the chair.
 BOY: Where?
 WOMAN: The flower behind the chair. Colour it yellow.
 BOY: Yellow. Right.

[pause]

4

WOMAN: Find the flower between the two boys. Colour it red.
 BOY: The flower between the two boys – make it red. Yes?
 WOMAN: That's right.

[pause]

5

WOMAN: Can you see the snake?
 BOY: Yes.
 WOMAN: Draw a flower in front of the snake.
 BOY: OK. Draw a flower in front of the snake.
 WOMAN: And now colour it. Make it green.
 BOY: Green. Like the snake!

[pause]

Now listen to Part 4 again.

[The recording is repeated.]

[pause]

That is the end of the Starters Practice Listening Test 1.

Reading and Writing

Part 1 (5 marks)

1 ✓ 2 ✗ 3 ✗ 4 ✓ 5 ✓

Part 2 (5 marks)

1 no 2 yes 3 no 4 yes 5 no

Part 3 (5 marks)

1 lime 2 mango 3 orange 4 banana
 5 coconut

Part 4 (5 marks)

1 night 2 milk 3 feet 4 hand 5 duck

Part 5 (5 marks)

1 red 2 ball/football 3 2/two
 4 eating/talking/sitting 5 teacher/woman/lady

Speaking

Part	Examiner does this:	Examiner says this:	Minimum response expected from child:	Back-up questions:
	Usher brings candidate in.	Usher to examiner: Hello. This is (child's name*) . Examiner: Hello, *. My name's Jane/Ms Smith.	Hello	
1	Points to Scene card. Points to ball.	Look at this. This is a garden. The children are playing in the garden. Here's the ball. *, where's the duck? Where are the flowers?	Points to items in picture.	
2	Points to Object cards.	Now look at these. Which is the monster? I'm putting the monster in the water. Now you put the monster under the tree. Which is the watch/radio? Put the watch/radio on the table. Which is the pineapple/fish? Put the pineapple/fish between the two boys.	Points to Object card. Puts Object card in place. Points to Object card. Puts Object card in place. Points to Object card. Puts Object card in place.	Is this the monster? (pointing to monster) Is this the watch/radio? (pointing to watch/radio) Where's the table? On the table. Is this the pineapple/fish? Between the two boys.
3	Removes Object cards and points to house on Scene card. Points to woman.	Now, *, what's this? How many windows has it got? What colour is the door? What's the woman doing?	house four red drinking	Is it a house? Has it got one? Two? Is it blue? Red? Is she drinking?
4	Puts Scene card away and picks out three Object cards.			
4.1	Shows horse card.	What's this? Can you ride a horse? What's your favourite animal?	horse yes/no	Is it a horse?
4.2	Shows phone card.	What's this? What colour is it? How many phones have you got in your house?	dog phone black	Do you like cats? Dogs? Is it white? Black?
4.3	Shows chicken card.	How many phones have you got in your house? What's this? Do you like chicken? What do you eat for supper?	one chicken yes/no rice	Have you got one? Two? Is it a chicken? Do you eat rice?
5	Puts away all cards.	Now, *, where do you live? What's your teacher's name? What's your favourite lesson?	(name of town or city) Pat English	Do you live in (name of town or city) Is her name Pat? Do you like English lessons?
		OK. Thank you, *. Goodbye.	Goodbye Leaves	

* Remember to use the child's name throughout the test.


Test 2 Answers

Listening

Part 1 (5 marks)

Lines should be drawn between:

- 1 the horse and the floor next to the woman
- 2 the doll and the armchair
- 3 the train and the mat
- 4 the clock and the wall between the two pictures
- 5 the photo and the big table in front of the window



Part 2 (5 marks)

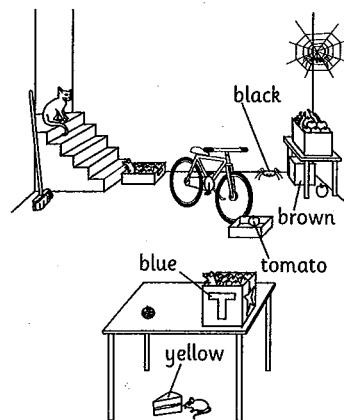
- 1 Alex (correct spelling)
- 2 4/four
- 3 Boat (correct spelling)
- 4 5/five
- 5 Chips (correct spelling)

Part 3 (5 marks)

- 1 A
- 2 B
- 3 A
- 4 C
- 5 A

Part 4 (5 marks)

- 1 Colour the box under the small table – brown
- 2 Colour the spider on the floor next to the bike – black
- 3 Colour the letter "T" on the box on the big table – blue
- 4 Draw a tomato in the box on the floor in front of the bike.
- 5 Colour the cake under the big table – yellow



TRANSCRIPT *Hello. This is the Cambridge Starters Practice Listening Test, Test 2.*

Part 1 *Look at Part 1. Now look at the picture. Listen and look. There is one example.*

[pause]

MAN: The book is on the bookcase.
WOMAN: What?
MAN: The book is on the bookcase.

[pause]

Can you see the line? This is an example. Now you listen and draw lines.

[pause]

1
MAN: The horse is on the floor, next to the woman.
WOMAN: Where?
MAN: It's on the floor, next to the woman.

[pause]

2

MAN: The doll is in the armchair.
WOMAN: Sorry? Where?
MAN: In the armchair. The doll is in the armchair.

[pause]

3

MAN: The train is on the mat.
WOMAN: Pardon?
MAN: The train is on the mat.

[pause]

4

MAN: The clock is on the wall between the two pictures.
WOMAN: Where?
MAN: On the wall between the two pictures.

[pause]

5

MAN: The photo is on the table
WOMAN: Which table?
MAN: On the big table in front of the window.

[pause]

Now listen to Part 1 again.

[The recording is repeated.]

[pause]

That is the end of Part 1.

[pause]

Part 2 Look at the picture. Listen and write a name or a number. There are two examples.

[pause]

WOMAN: Hello! What's your name?

BOY: My name's Nick.

WOMAN: How do you spell that?

BOY: N - I - C - K.

[pause]

WOMAN: How many pages are there in your book?

BOY: There are eight pages.

WOMAN: Eight! Wow! And is it a good story?

BOY: Yes. It's funny too.

[pause]

Can you see the answers? Now you listen and write a name or a number.

[pause]

1

BOY: There's a monster in the story.

WOMAN: And what's the monster's name?

BOY: Her name's Alex.

WOMAN: How do you spell that?

BOY: A - L - E - X.

[pause]

2

WOMAN: How many arms has the monster got?

BOY: The monster's got four arms.

WOMAN: Four! That's a lot!

BOY: I know!

[pause]

3

WOMAN: Where does this monster live?

BOY: She lives in a house in Boat Street.

WOMAN: That's a funny name!

BOY: Yes! You spell Boat, B - O - A - T.

WOMAN: Oh!

[pause]

4

BOY: The monster has got five feet!

WOMAN: How many?

BOY: Five. She's very good at soccer!

WOMAN: I see!

[pause]

5

WOMAN: And who does the monster play with?

BOY: She plays with her dog.

WOMAN: What's its name?

BOY: It's Chips!

WOMAN: Is that C - H - I - P - S?

BOY: Yes!

[pause]

Now listen to Part 2 again.

[The recording is repeated.]

[pause]

That is the end of Part 2.

[pause]

Part 3 Look at the pictures. Listen and look. There is one example.

[pause]

What's Tom doing?

[pause]

WOMAN: Is Tom sitting on a chair?

MAN: No, he isn't. Ben is sitting on a chair.

Tom's dancing.

WOMAN: Is he dancing with his friends?

MAN: Yes. He's dancing with three friends.

[pause]

Can you see the tick? Now you listen and tick the box.

[pause]

1 What's Ann doing?

WOMAN: Is Ann with her friends in the garden?

BOY: No, she isn't. She's in the living room.

WOMAN: Are they reading a story?

BOY: No, they're not. They're looking at photos.

[pause]

2 Which girl is Sue?

MAN: Has Sue got black hair?

WOMAN: No, she hasn't. She's got brown hair.

MAN: Is she wearing a dress?

WOMAN: Yes, she is - and a red hat.

[pause]

3 What's Nick doing?

BOY: Is Nick playing the piano?

MAN: No, he isn't. He's standing next to the piano.

BOY: Is he singing?

MAN: No, he's talking to the teacher.

[pause]

4 *What's the cat doing?*

WOMAN: Look, the cat's having its breakfast.
 MAN: Is it drinking milk?
 WOMAN: No, it's eating fish.
 MAN: Doesn't it like milk?
 WOMAN: No, it doesn't.

[pause]

5 *What's Mum doing?*

MAN: Where's Mum? Is she in the kitchen?
 BOY: Yes, she is.
 MAN: Is that Mum singing?
 BOY: No, it isn't. Mum's listening to the radio.

[pause]

Now listen to Part 3 again.

[The recording is repeated.]

[pause]

That is the end of Part 3.

[pause]

Part 4 *Look at the picture. Listen and look. There is one example.*

[pause]

WOMAN: Find the tomato on the big table.
 BOY: Sorry?
 WOMAN: The tomato on the big table.
 BOY: Yes.
 WOMAN: Colour it red.

[pause]

Can you see the tomato on the table? This is an example. Now you listen and colour and draw.

[pause]

1

WOMAN: Can you see the box under the small table?
 BOY: The box under the small table? Yes.
 WOMAN: OK. Now, colour it brown.
 BOY: Sorry, what?
 WOMAN: The box under the small table. Colour it brown.

[pause]

2

WOMAN: There's a spider near the bike. Can you see it?
 BOY: Sorry? Which spider?
 WOMAN: The spider on the floor next to the bike.
 BOY: OK.
 WOMAN: Now, colour the spider black.

[pause]

3

WOMAN: Now find the box on the big table.
 BOY: OK.
 WOMAN: Can you see the big letter 'T' on the box?
 BOY: Yes.
 WOMAN: Colour it blue.
 BOY: OK, blue.

[pause]

4

WOMAN: Can you see the bike?
 BOY: Yes.
 WOMAN: In front of the bike, there's a box.
 BOY: OK.
 WOMAN: Now, draw a tomato in that box.
 BOY: Pardon?
 WOMAN: Find the box in front of the bike ... and draw a tomato in it.

[pause]

5

WOMAN: Can you see the mouse under the big table? It's eating cake.
 BOY: Yes – colour the mouse?
 WOMAN: No, colour the cake. Colour it yellow.

[pause]

Now listen to Part 4 again.

[The recording is repeated.]

[pause]

That is the end of the Starters Practice Listening Test 2.

Reading and Writing

Part 1 (5 marks)

1 ✓ 2 ✗ 3 ✓ 4 ✗ 5 ✗

Part 2 (5 marks)

1 no 2 yes 3 no 4 no 5 yes

Part 3 (5 marks)

1 bird 2 mouse 3 monkey 4 giraffe
 5 elephant

Part 4 (5 marks)

1 hair 2 skirt 3 shoes 4 toys 5 bed

Part 5 (5 marks)

1 ball/football 2 tree 3 fish 4 boy
 5 bird

Speaking

	Examiner does this:	Examiner says this:	Minimum response expected from child:	Back-up questions:
	Usher brings candidate in.	Usher to examiner: Hello. This is (child's name*). Examiner: Hello, *. My name's Jane/Ms Smith.	Hello	
1	Points to Scene card. Points to frog.	Look at this. This is the sea. The family is in a boat. Here's the frog. *, where's the ball? Where are the birds?	Points to items in picture.	
2	Points to Object cards.	Now look at these. Which is the snake? I'm putting the snake next to the tree. Now you put the snake next to the girl. Which is the cake/egg? Put the cake/egg between the woman and the man. Which is the handbag/glasses? Put the handbag/glasses under the helicopter.	Points to Object card. Puts Object card in place. Points to Object card. Puts Object card in place. Points to Object card. Puts Object card in place.	Is this the snake? (pointing to snake) Is this the cake/egg? (pointing to cake/egg) Where's the woman? Between the woman and the man. Is this the handbag/glasses? Under the helicopter.
3	Removes Object cards and points to fish in Scene card. Points to boy.	Now, * what's this? What colour is it? How many fish are there? What's the boy doing?	fish yellow five swimming	Is it a fish? Is it red? One? Two? Is he swimming?
4	Puts Scene card away and picks out three Object cards.			
4.1	Shows TV card.	What's this? Have you got a TV? Where do you watch TV?	TV yes/no living room	Is it a TV? Do you watch TV in the living room? At school?
4.2	Shows chair card.	What's this? Is it old or new?	chair old	Is it a chair?
4.3	Points to candidate's chair. Shows trousers card.	What colour is your chair? What are these? Are you wearing trousers? What are you wearing on your feet?	grey trousers yes/no shoes	Is it brown? Are they trousers? Are you wearing shoes?
5	Puts away all cards.	Now, *, do you live in a big house or a small house? How many rooms are there in your house? What sports do you like?	big/small six swimming	Is your house big? Are there six rooms? Four rooms? Do you like swimming?
		OK. Thank you, *. Goodbye.	Goodbye Leaves	

* Remember to use the child's name throughout the test.


Test 3 Answers

Listening

Part 1 (5 marks)

Lines should be drawn between:

- 1 the banana and the top of the teacher's desk
- 2 the mouse and the inside of the boy's bag
- 3 the ruler and a place under the girl's desk
- 4 the picture of the body and the board
- 5 the eraser and the floor in front of teacher's desk



Part 2 (5 marks)


- 1 Pat (correct spelling) 2 7/seven 3 16/sixteen
- 4 Kim (correct spelling) 5 Hello (correct spelling)

Part 3 (5 marks)

- 1 C 2 A 3 A 4 B 5 C

Part 4 (5 marks)

- 1 Colour the boy's shoes – blue
- 2 The letter 'A' should be written on the box under the cupboard.
- 3 Colour the flowers next to the window – pink
- 4 There should be a banana next to the apples on the table.
- 5 Colour the girl's T-shirt – orange



TRANSCRIPT Hello. This is the Cambridge Starters Practice Listening Test, Test 3.

Part 1 Look at Part 1. Now look at the picture. Listen and look. There is one example.

[pause]

MAN: The pencil is on the boy's desk.
 WOMAN: Sorry, what?
 MAN: The pencil is on the boy's desk.

[pause]

Can you see the line? This is an example. Now you listen and draw lines.

[pause]

1
 MAN: The banana is on the teacher's desk.
 WOMAN: Where?
 MAN: The banana is on the teacher's desk.

[pause]

2

MAN: The mouse is in the boy's bag.
 WOMAN: Sorry? Where?
 MAN: The mouse is in the boy's bag.

[pause]

3

MAN: The ruler is under the girl's desk.
 WOMAN: Pardon?
 MAN: The ruler is under the girl's desk.

[pause]

4

MAN: The picture of the body is on the board.
 WOMAN: What?
 MAN: The picture of the body is on the board.

[pause]

5

MAN: The eraser is on the floor in front of the teacher's desk.
 WOMAN: Sorry?
 MAN: The eraser is on the floor in front of the teacher's desk.

[pause]

Now listen to Part 1 again.

[pause]

[The recording is repeated.]

[pause]

That is the end of Part 1.

[pause]

Part 2 Look at the picture. Listen and write a name or a number. There are two examples.

[pause]

WOMAN: Hello! What's your name?

BOY: I'm Tom.

WOMAN: How do you spell that?

BOY: T - O - M.

WOMAN: Oh!

[pause]

WOMAN: What are you drawing?

BOY: It's a picture of some children.

WOMAN: Great! How many children are there?

BOY: Three. There are three children.

[pause]

Can you see the answers? Now you listen and write a name or a number.

[pause]

1

WOMAN: Who's the girl in the picture?

BOY: That's Pat. She's my friend. Look!

WOMAN: Oh yes. Do you spell her name P - A - T?

BOY: Yes, that's right.

[pause]

2

WOMAN: And what's this? Is it her house?

BOY: Yes. It's a big house. It's got seven bedrooms.

WOMAN: How many bedrooms?

BOY: Seven.

WOMAN: Wow! That is big!

[pause]

3

WOMAN: What's the number on the door? I can't see.

BOY: It's number sixteen.

WOMAN: Number sixteen?

BOY: Yes! That's right.

[pause]

4

WOMAN: And who's that?

BOY: That's the baby.

WOMAN: What's his name?

BOY: His name's Kim.

WOMAN: How do you spell that?

BOY: K - I - M.

[pause]

5

WOMAN: The girl's reading a book.

BOY: That's right. The name of the book is 'Hello'.

WOMAN: H - E double L - O?

BOY: Yes.

WOMAN: Well, it's a great picture.

BOY: Thanks!

[pause]

Now listen to Part 2 again.

[The recording is repeated.]

[pause]

That is the end of Part 2.

[pause]

Part 3 Look at the pictures. Listen and look. There is one example.

[pause]

Which is Ann?

[pause]

GIRL: Is Ann in the living room?

BOY: No, her sister's in the living room. Ann is in the bedroom.

GIRL: Is she playing with her toys?

BOY: No. She's putting them in the cupboard.

[pause]

Can you see the tick? Now you listen and tick the box.

[pause]

1 Which boy is John?

WOMAN: Is John watching a game of soccer?

BOY: No, he isn't. He's playing soccer.

WOMAN: Is he playing at school?

BOY: No, he isn't. He's playing at the beach.

[pause]

2 What's May doing?

MAN: What's May doing? Is she reading?

WOMAN: No, look. She's got a pencil.

MAN: So, she's writing?

WOMAN: No, she isn't writing. She's drawing a picture in her book.

[pause]

3 *What's Pat doing?*

BOY: Is Pat catching a ball?
MAN: No, the dog is catching a ball.
BOY: Is Pat throwing a ball?
MAN: No, Pat's sister is throwing a ball. Pat is bouncing a big ball.

[pause]

4 *Which boy is Sam?*

WOMAN: Is Sam walking to school?
MAN: No, he's got his bike today.
WOMAN: Is he wearing a hat?
MAN: Yes, he's wearing a red hat.

[pause]

5 *What's Emma doing?*

MAN: What's Emma doing?
GIRL: She's with her friend, Kim. They're looking at clothes.
MAN: Oh yes, look. Emma's pointing at that purple dress.
GIRL: Yes. It's beautiful!

[pause]

Now listen to Part 3 again.

[The recording is repeated.]

[pause]

That is the end of Part 3.

[pause]

Part 4 Look at the picture. Listen and look. There is one example.

[pause]

MAN: Find the pear on the table.
GIRL: What?
MAN: The pear on the table.
GIRL: Yes?
MAN: Colour it green.

[pause]

Can you see the green pear? This is an example. Now you listen and colour and draw and write.

[pause]

1

MAN: Can you see the boy?
GIRL: The boy? Yes.
MAN: OK. Now colour his shoes blue.
GIRL: Sorry, what colour?
MAN: Colour the boy's shoes blue.

[pause]

2

MAN: Find the box under the cupboard.
GIRL: Sorry? Which box?
MAN: The box under the cupboard.
GIRL: OK.
MAN: Now, write the letter A on the box. Write the letter A on the box under the cupboard.

[pause]

3

MAN: Can you see the flowers next to the window?
GIRL: Yes.
MAN: Colour the flowers pink.
GIRL: Pardon?
MAN: The flowers next to the window. Colour them pink.

[pause]

4

MAN: Can you see the apples on the table?
GIRL: Yes.
MAN: Now, draw a banana next to the apples.
GIRL: What?
MAN: Draw a banana next to the apples on the table.

[pause]

5

MAN: Now, look at the girl.
GIRL: The girl?
MAN: Yes. Now, colour her T-shirt orange.
GIRL: Pardon?
MAN: Colour the girl's T-shirt orange.

[pause]

Now listen to Part 4 again.

[The recording is repeated.]

[pause]

That is the end of the Starters Practice Listening Test 3.

Reading and Writing

Part 1 (5 marks)

1 ✗ 2 ✓ 3 ✓ 4 ✗ 5 ✓

Part 2 (5 marks)

1 no 2 no 3 yes 4 no 5 yes

Part 3 (5 marks)

1 boat 2 bike 3 train 4 horse 5 plane

Part 4 (5 marks)

1 eyes 2 dad 3 milk 4 mice 5 sofa

Part 5 (5 marks)

1 bike/bicycle/cycle 2 feet/shoes 3 3/three

4 eating 5 piano

Speaking

Part	Examiner does this:	Examiner says this:	Minimum response expected from child:	Back-up questions:
	Usher brings candidate in.	Usher to examiner: Hello. This is (child's name)*. Examiner: Hello, *. My name's Jane/Ms Smith.	Hello	
1	Points to Scene card. Points to window.	Look at this. This is a kitchen. The children are playing in the kitchen. Here's the window. *, where's the clock? Where's the door?	Points to items in picture.	
2	Points to Object cards.	Now look at these. Which is the box? I'm putting the box on the table. Now you put the box under the clock. Which is the plane? Put the plane between the TV and the pineapple. Which is the guitar/lizard? Put the guitar/lizard next to the woman.	Points to Object card. Puts Object card in place. Points to Object card. Puts Object card in place. Points to Object card. Puts Object card in place.	Is this the box? (pointing to box) Is this the plane? (pointing to plane) Where's the TV? <u>Between</u> the TV and the pineapple. Is this the guitar/lizard? <u>Next</u> to the woman.
3	Removes Object cards and points to robot in Scene card. Points to woman.	Now, *, what's this? What colour is it? How many eyes has it got? What's the woman doing?	robot blue two eating	Is it a robot? Is it blue? Has it got one? Two? Is she eating?
4	Puts Scene card away and picks out three Object cards			
4.1	Shows shoe card.	What's this? Are you wearing shoes? What colour are your shoes?	shoe yes/no	Is it a shoe?
4.2	Shows bread/rice card.	What's this? When do you eat bread/rice? What's your favourite food?	brown bread/rice breakfast	Are they brown/black? Is it bread/rice? Do you eat it at breakfast? Lunch? Do you like ice cream?
4.3	Shows bird card.	What's this? Is it big or small? Do you like birds?	ice cream bird small yes/no	Is it a bird? Is it small?
5	Puts away all cards.	Now, *, what's your friend's name? How old is your friend? What games do you like?	Maria seven computer games	Is her name Maria? Is he/she seven? Eight? Do you like computer games?
		OK. Thank you, *. Goodbye.	Goodbye Leaves	

* Remember to use the child's name throughout the test.

STARTERS THEMATIC VOCABULARY LIST

For ease of reference, vocabulary is arranged in semantic groups or themes. Some words appear under more than one heading.

In addition to the topics, notions and concepts listed for the syllabus, the following categories appear:

- adjectives
- determiners
- adverbs
- prepositions
- conjunctions
- pronouns
- verbs
- models
- question words

ANIMALS

animal
bird
cat
chicken
cow
crocodile
dog
duck
elephant
fish (s & pl)
frog
giraffe
goat
hippo
horse
lizard
monkey
mouse/mice
sheep (s & pl)
snake
spider
tail
tiger
zoo

THE BODY & FACE

arm
body
ear
eye
face
foot/feet
hair
hand
head
leg
mouth

nose
smile

CLOTHES

bag
clothes
dress
glasses
handbag
hat
jacket
jeans
shirt
shoe
skirt
sock
trousers
T-shirt
watch
wear

COLOURS

black
blue
brown
green
grey (or gray)
orange
pink
purple
red
white
yellow

FAMILY & FRIENDS

baby
boy
brother

child/children
cousin
dad(dy)
family
father
friend
girl
grandfather
grandma
grandmother
grandad
live
man/men
Miss
mother
Mr
Mrs
mum(my)
old
person/people
sister
their
them
they
us
we
woman/women
you
young
your

FOOD & DRINK

apple
banana
bean
bread
breakfast
burger
cake

Thematic Vocabulary List

carrot
chicken
chips (US fries)
coconut
dinner
drink (n & v)
eat
egg
fish
food
fries (UK chips)
grape
ice cream
juice
lemon
lemonade
lime
lunch
mango
meat
milk
onion
orange
pea
pear
pineapple
potato
rice
sausage
supper
tomato
water
watermelon

THE HOME

apartment
armchair
bath
bathroom
bed
bedroom
bookcase
box
camera
chair
clock
computer
cupboard
desk
dining room
doll
door
flat
floor
flower
garden
hall
house

kitchen
lamp
living room
mat
mirror
painting
phone
picture
radio
room
sleep
sofa
table
television/TV
toy
tree
wall
watch
window

NUMBERS

Cardinals: 1-20

PLACES & DIRECTIONS

behind
between
here
in
in front of
next to
on
park
shop (US store)
store (UK shop)
street
there
under

SCHOOL

alphabet
answer
ask
board
book
bookcase
class
classroom
close
colour
computer
correct
cross
cupboard
desk
door
draw
English

eraser
example
find
floor
know
learn
lesson
letter (as in alphabet)
line
listen (to)
look
name
number
open
page
part
pen
pencil
picture
playground
question
read
right (as in correct)
rubber
ruler
school
sentence
spell
story
teacher
tell
test (n & v)
tick (n & v)
understand
wall
window
word
write

SPORTS & LEISURE

badminton
ball
baseball
basketball
beach
bike
boat
book
bounce
camera
catch
doll
draw(ing)
drive
enjoy
favourite
fish(ing)
fly

football (US soccer)
 game
 guitar
 hit
 hobby
 hockey
 jump
 kick
 kite
 listen (to)
 paint(ing)
 photo
 piano
 picture
 play (with)
 radio
 read
 ride (n & v)
 run
 sing
 soccer (UK football)
 song
 sport
 story
 table tennis
 television/TV
 tennis
 throw
 toy
 TV/television
 watch

TIME

afternoon
 birthday
 clock
 day
 end
 evening
 morning
 night
 today
 watch

TOYS

ball
 baseball
 basketball
 bike
 car
 doll
 football
 game
 helicopter
 kite
 lorry (US truck)
 monster

plane
 robot
 toy
 train
 truck (UK lorry)

TRANSPORT

bike
 boat
 bus
 car
 fly
 go
 helicopter
 lorry (US truck)
 motorbike
 plane
 ride
 run
 swim
 train
 truck (UK lorry)
 walk

WEATHER

sun

WORK

teacher

THE WORLD AROUND US

beach
 sand
 sea
 shell
 street
 sun
 tree
 water

USEFUL WORDS & EXPRESSIONS

bye (-bye)
 goodbye
 hello
 I don't know
 no
 oh
 oh dear
 OK
 pardon
 please
 right
 so
 sorry

thank you
 thanks
 then
 well
 well done
 wow
 yes

ADJECTIVES

angry
 beautiful
 big
 clean
 closed
 correct
 dirty
 double
 English
 favourite
 funny
 good
 great
 happy
 her
 his
 its
 long
 my
 new
 nice
 old
 our
 right (correct)
 sad
 short
 small
 sorry
 their
 ugly
 young
 your

DETERMINERS

a/an
 a lot of
 lots of
 many
 my
 no
 one
 some
 that
 the
 these
 this
 those

ADVERBS

a-lot
again
here
lots
not
now
then
there
today
too
very

PREPOSITIONS

about
at
behind
between
for
from
in (prep of place)
in front of
like
next to
of
on
to
under
with

CONJUNCTIONS

and
but
or

PRONOUNS

he
her
hers
him
his
I
it
its
me
mine
one
ours
she
that
theirs
them
these
they
this
~~those~~

us
we
you
yours

VERBS

Irregular:

be
catch (a ball)
choose
come
do
draw
drink
drive
eat
find
fly
get
give
go
have
have (got)
hit
hold
know
learn
make
put
read
ride
run
say
see
sing
sit (down)
sleep
spell
stand (up)
swim
take (a photo)
tell
throw
understand
wear
write

Regular:

add
answer
ask
bounce
clean
close
colour
complete
~~cross~~
enjoy

jump
kick
learn
like
listen (to)
live
look
look at
love
open
paint
phone
pick up
play (with)
point
show
smile
start
stop
talk
test
tick
try
walk
want
watch
wave

MODALS

can/cannot/can't

QUESTION WORDS

how
how many
how old
what
where
which
who
whose

NAMES

Alex
Ann
Anna
Ben
Bill
Jill
Kim
Lucy
May
Nick
Pat
Sam
Sue
~~Tom~~
Tony